

How to log on to myNGconnect

1. Go to the URL: www.myngconnect.com
2. Choose the STUDENT side and click “Go”.



1. Enter student username and password and you will be directed to the Home page.

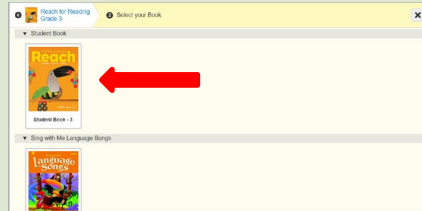
Home Page

- This will bring you to the Student Home Page, which allows you to navigate to a variety of resources.

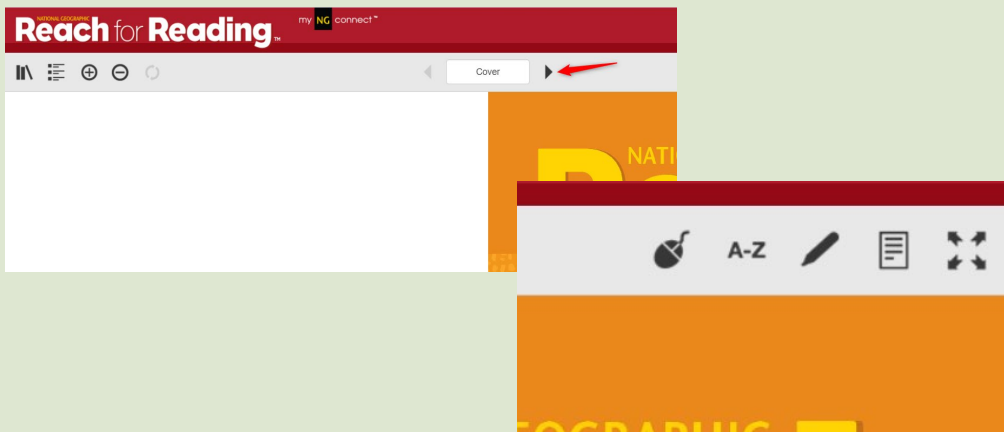


eBooks


- You can navigate to your ebooks from the Home page by clicking on the My Books section



- This will automatically open the ebook. Move from page to page by clicking on the black arrow at the top center of the book. By clicking on the icons in the upper right hand corner, you can also access Comprehension Coach, a Glossary, highlights, or have the ability to view single/double page view or full page.



Click these buttons to access each Tool



View Teacher Announcements or Assignments

